

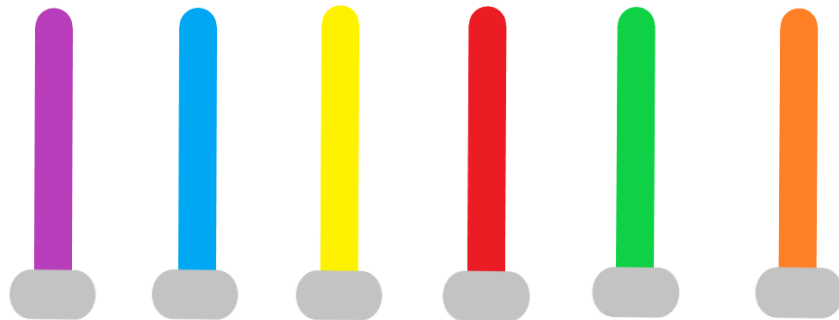
## BUILD YOUR OWN ARENA

Now that we've learned a little bit about the tools we use in the arena, it's time to test your arena building skills! You get to be a JHTR instructor for the day. Let's plan an obstacle course for our arena. Make an obstacle course that you'd want to teach students to ride through by cutting and pasting the props and tools into the arena.


### BARRELS



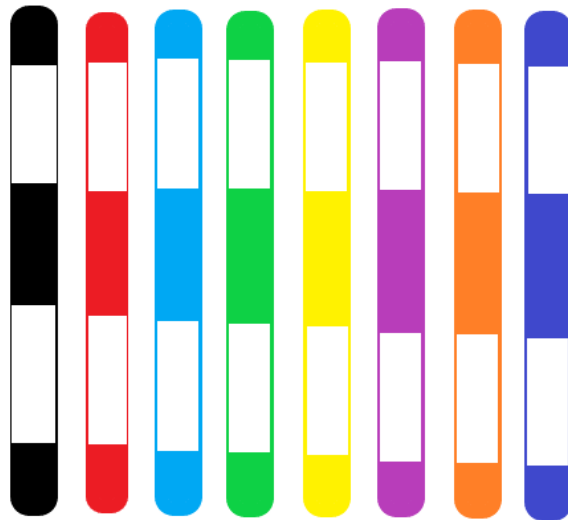
### BENDING POLES



CONES



GROUND POLES



PROPS (PINWHEELS, FLAGS, BALLS)



Build your obstacle course in the arena below!

