



JACKSON HOLE
THERAPEUTIC
RIDING

HORSE BODY PARTS


Horses have a lot of the same body parts that humans do. But some are very different. As you complete this activity, keep an eye out for which body parts are the same and which are different.

DIRECTIONS:


Step 1: Use your  to cut out each of the rectangles with a horse body part in it.

Step 2: Watch the video on the parts of the horse with our instructor, Christi.



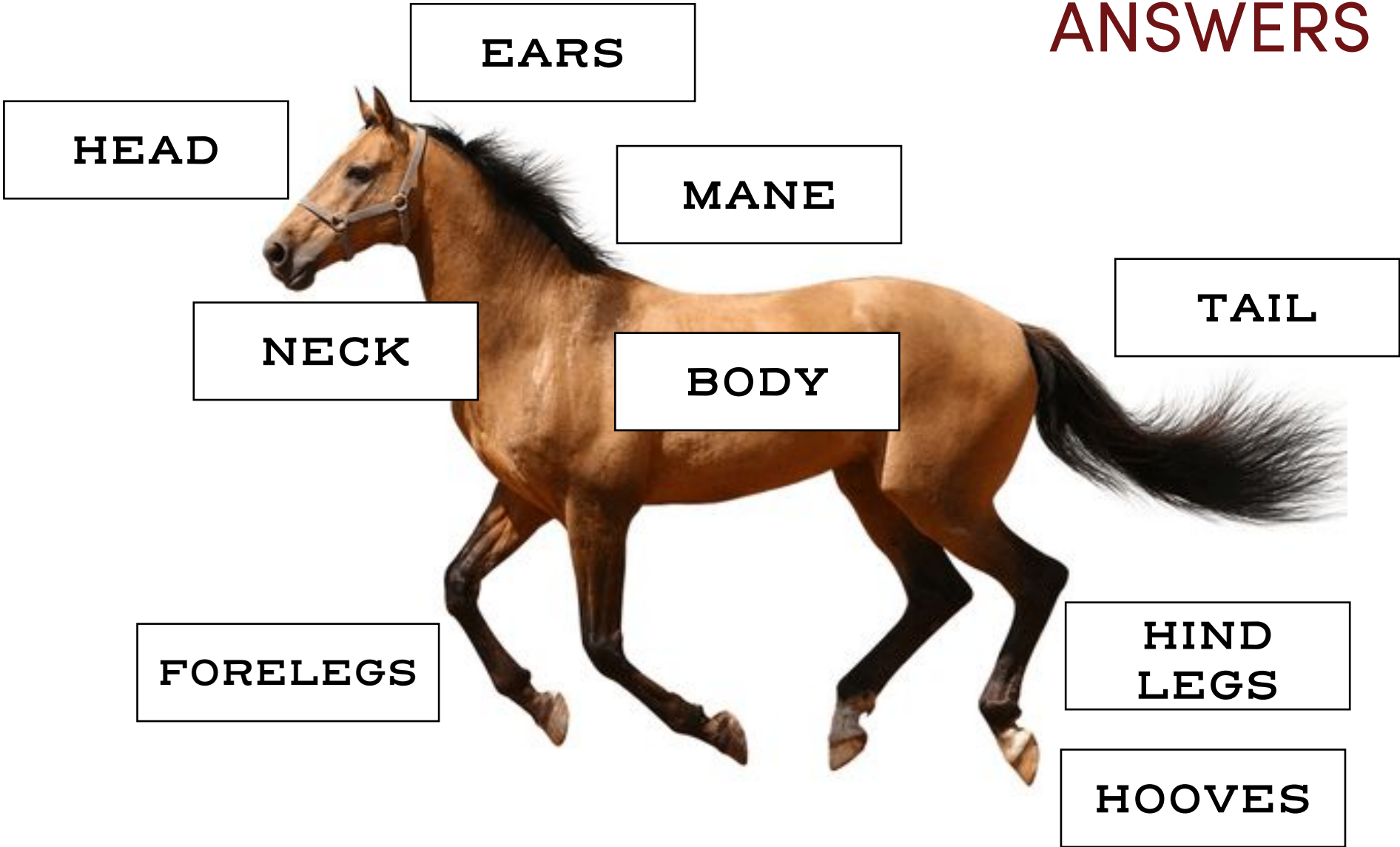
Step 3: Use your  to paste the name of the body part in the correct blank rectangle.

Step 4: Check your work and see how you did!



| | | | | |
|--------|------|------|----------|--------------|
| BODY | EARS | HEAD | FORELEGS | HIND LEGS |
| HOOVES | MANE | NECK | TAIL | |

ANSWERS



| | | | | |
|--------|------|------|----------|--------------|
| BODY | EARS | HEAD | FORELEGS | HIND LEGS |
| HOOVES | MANE | NECK | TAIL | |